

Contact Name:  
Company:  
Address:  
  
Postcode:  
Site Postcode:  
Tel:  
Email:

Quote  Order   
Requested Delivery Date: / /  
Quote/Order Reference:  
Signature:

WINDOW SYSTEM			
LIVING	<input type="checkbox"/>	TILT & TURN	<input type="checkbox"/>
ELEGANCE (FLUSH SASH) 24mm glazing only	<input type="checkbox"/>	HERITAGE (47MM)	<input type="checkbox"/>

GLAZING BEAD	
Squared <input type="checkbox"/>	Chamfered <input type="checkbox"/>

FRAME COLOUR			
External		Internal	
White (gloss) <input type="checkbox"/>	Black (matte) <input type="checkbox"/>	White (gloss) <input type="checkbox"/>	Black (matte) <input type="checkbox"/>
Grey (matte) <input type="checkbox"/>	Other _____	Grey (matte) <input type="checkbox"/>	Other _____

HANDLE	
Standard <input type="checkbox"/>	
Upgrade - blu™ <input type="checkbox"/>	
Upgrade - blu™ Regent <input type="checkbox"/>	
Upgrade - Monkey Tail <input type="checkbox"/> <small>(only available on Heritage)</small>	

HANDLE COLOUR	
Black (std) <input type="checkbox"/>	Other _____
White <input type="checkbox"/>	
Polished chrome <input type="checkbox"/>	
Satin silver <input type="checkbox"/>	

EXTRAS	
Casement Stay <small>(Heritage system only)</small>	
Contemporary <input type="checkbox"/>	Monkeytail <input type="checkbox"/>
<b>Hinges:</b>	
Standard <input type="checkbox"/>	Egress/Eaziclean <input type="checkbox"/>
<small>Heavy duty hinges may be fitted due to weight limitations</small>	

GLAZING OPTIONS			
<b>Standard Glass Specification:</b> (Toughened) 28mm clear, low E, argon Filled, black warm edge spacer bar		Glazed <input type="checkbox"/>	Unglazed <input type="checkbox"/>
		28mm <input type="checkbox"/>	<small>*(24mm only for Elegance)</small>
<b>Please note: all frames will be externally glazed unless otherwise specified</b>			

Location	Draw window here (viewed outside, please show T/vents and mullion/trans dimensions)	Qty	Sizes (mm) incl. Cills & Add-ons		Cill	T/V	Add-ons 20mm or 42mm	Special Requirements
			W	H				
			W		85 150 190	Yes <input type="checkbox"/>	X	
			H		225 None	No <input type="checkbox"/>		
			W		85 150 190	Yes <input type="checkbox"/>	X	
			H		225 None	No <input type="checkbox"/>		

For any additional information or special requirements, please email us direct to speed up your quote process.

Email or fax back to - E: opal@prefixsystems.co.uk F: 01792 580599. Please note we aim to get all quotes back within 24 hours Monday to Friday

Location	Draw window here (viewed outside, please show T/vents and mullion/trans dimensions)	Qty	Sizes (mm) incl. Cills & Add-ons	Cill	Trickle Vents	Add-ons 20mm or 42mm	Special Requirements
		W		85	Yes		
		H		150 190 225 None	<input type="checkbox"/> No <input type="checkbox"/>		
		W		85	Yes		
		H		150 190 225 None	<input type="checkbox"/> No <input type="checkbox"/>		
		W		85	Yes		
		H		150 190 225 None	<input type="checkbox"/> No <input type="checkbox"/>		
		W		85	Yes		
		H		150 190 225 None	<input type="checkbox"/> No <input type="checkbox"/>		
		W		85	Yes		
		H		150 190 225 None	<input type="checkbox"/> No <input type="checkbox"/>		
		W		85	Yes		
		H		150 190 225 None	<input type="checkbox"/> No <input type="checkbox"/>		
		W		85	Yes		
		H		150 190 225 None	<input type="checkbox"/> No <input type="checkbox"/>		
		W		85	Yes		
		H		150 190 225 None	<input type="checkbox"/> No <input type="checkbox"/>		
		W		85	Yes		
		H		150 190 225 None	<input type="checkbox"/> No <input type="checkbox"/>		

For any additional information or special requirements, please email us direct to speed up your quote process.

Email or fax back to - E: opal@prefixsystems.co.uk F: 01792 580599. Please note we aim to get all quotes back within 24 hours Monday to Friday

Contact Name: \_\_\_\_\_  
 Company: \_\_\_\_\_  
 Address: \_\_\_\_\_  
 \_\_\_\_\_  
 \_\_\_\_\_  
 Postcode: \_\_\_\_\_  
 Site Postcode: \_\_\_\_\_  
 Tel: \_\_\_\_\_  
 Email: \_\_\_\_\_

Quote  Order   
 Requested Delivery Date:     /     /  
 Quote/Order Reference: \_\_\_\_\_  
 Signature: \_\_\_\_\_

**DIMENSIONS (INC. CILL & ADD ONS)**

Overall Width(mm): \_\_\_\_\_ Overall Height (mm): \_\_\_\_\_

Opening: In:  Out:  View from the outside always

**THRESHOLD**

15mm  Frame all round   
 20mm   
 30mm

**CONFIGURATIONS**

Maximum sash width 1200mm per pane.  
 Please see reverse for design options

Total no: \_\_\_\_\_ No: of leaves \_\_\_\_\_ No: of leaves \_\_\_\_\_  
 of leaves left right

Which door you need as Master from left \_\_\_\_\_

**FRAME COLOUR**

External	Internal
White (gloss) <input type="checkbox"/>	White (gloss) <input type="checkbox"/>
Grey (matte) <input type="checkbox"/>	Grey (matte) <input type="checkbox"/>
Black (matte) <input type="checkbox"/>	Black (matte) <input type="checkbox"/>
Other _____	Other _____

**SASH**

Round  Square

**CILL TYPE**

None  190mm   
 85mm  225mm   
 150mm  (std)  
 175mm (Track integrated)

**TRICKLE VENTS**

will be fitted into 42mm add on to head of frame

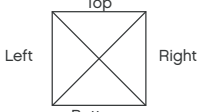
Required  Not required

Quantity: \_\_\_\_\_

positioned centrally unless otherwise stated

**ADD ONS**

20mm  42mm



**GLAZING OPTIONS**

**Standard Glass Specification:**  
 28mm (4-20-4) clear, toughened, low E, argon Filled, black warm edge spacer bar. U-value 1.0W/m<sup>2</sup>K

Other (on request): \_\_\_\_\_

Glazed   
 Unglazed

**Different spec glass is available on request. Please note, larger/thicker units may result in upgraded profile/hardware.**

**HARDWARE COLOUR**

Black (std)  Satin   
 White  Colour match   
 Chrome  Upgrade   
 Other  (Stainless Steel) \_\_\_\_\_

**HARDWARE**

**Main Handle**  
 Lever Lever (std)   
 Upgrade - blu™ Ergonomic

**Shootbolt Handle**  
 Locking / Non Locking   
 (please circle)  
 Upgrade - blu™ (non locking)

**Hinge 'D' Handle** Black  White   
 Polished chrome

**Hinge colour:** Black  White   
 (std)

**CYLINDER**

Standard   
 Upgrade - Ultion3\*

**OTHER**

Document Q? Yes  No

\*If Doc Q compliant all hardware and cylinders will be upgraded at an additional cost.

Required as kit form? Yes  No

**MARINE GRADE**

**Please note** - If within 500m from the coast, please ensure you notify us as marine guarantee will be required.

Please note, the customer is responsible for checking details are correct on the form prior to sign off. Orders are processed according to Prefix Systems terms and conditions. Prefix endeavour to meet planned delivery dates, but cannot be held responsible for delays due to unforeseen circumstances or third party errors. We cannot be held responsible for consequential loss.

For any additional information or special requirements, please email us direct to speed up your quote process.

Email or fax back to - E: opal@prefixsystems.co.uk F: 01792 580599. **Please note we aim to get all quotes back within 24 hours Monday to Friday**

Contact Name: \_\_\_\_\_  
 Company: \_\_\_\_\_  
 Address: \_\_\_\_\_  
 \_\_\_\_\_  
 \_\_\_\_\_  
 Postcode: \_\_\_\_\_  
 Site Postcode: \_\_\_\_\_  
 Tel: \_\_\_\_\_  
 Email: \_\_\_\_\_

Quote  Order   
 Requested Delivery Date:    /    /  
 Quote/Order Reference: \_\_\_\_\_  
 Signature: \_\_\_\_\_

**DIMENSIONS (INC. CILL & ADD ONS)**

Overall Width(mm): \_\_\_\_\_ Overall Height (mm): \_\_\_\_\_

Opening: In:  Out:  View from the outside always

**THRESHOLD**

There are no threshold options on this system.

Opal Deluxe has to be installed onto a cill in all cases where drainage is required.

**CONFIGURATIONS**

Maximum sash width 1000mm per pane.  
Please see reverse for design options

Total no: \_\_\_\_\_ No: of leaves \_\_\_\_\_ No: of leaves \_\_\_\_\_  
of leaves left right

Which door you need as Master from left \_\_\_\_\_

**FRAME COLOUR**

<b>External</b>	<b>Internal</b>
White (gloss) <input type="checkbox"/>	White (gloss) <input type="checkbox"/>
Grey (matte) <input type="checkbox"/>	Grey (matte) <input type="checkbox"/>
Black (matte) <input type="checkbox"/>	Black (matte) <input type="checkbox"/>
Other _____	Other _____

**SASH**

Round  Square   
 Heritage

**CILL TYPE**

150mm  190mm   
 (std)

175mm (track integrated)   
 225mm

**TRICKLE VENTS**

will be fitted into 42mm add on to head of frame

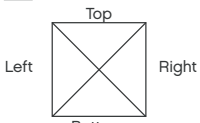
Required  Not required

Quantity: \_\_\_\_\_

positioned centrally unless otherwise stated

**ADD ONS**

42mm



**GLAZING OPTIONS**

**Standard Glass Specification:**  
 28mm (4-20-4) clear, toughened, low E, argon Filled, black warm edge spacer bar. U-value 1.0W/m²K

Other (on request): \_\_\_\_\_

Glazed   
 Unglazed

Different spec glass is available on request. Please note, larger/thicker units may result in upgraded profile/hardware.

**HARDWARE COLOUR**

Black (std) <input type="checkbox"/>	Satin <input type="checkbox"/>
White <input type="checkbox"/>	Colour match <input type="checkbox"/>
Chrome <input type="checkbox"/>	Upgrade (Stainless Steel) <input type="checkbox"/>
Other <input type="checkbox"/>	_____

**HARDWARE**

**Main Handle**  
 Lever Lever (std)   
 Upgrade - blu™ Ergonomic

**Shootbolt Handle**  
 (Non Locking only)   
 Upgrade - blu™ (non locking)

**Hinge 'D' Handle** Black  White   
 Polished chrome

**Hinge colour:** Black  White   
 (std)

**CYLINDER**

Standard   
 Upgrade - Ultion3\*

**OTHER**

Required as kit form? Yes  No

(Please note, Doc Q is not available on Opal Deluxe)

**MARINE GRADE**

**Please note** - If within 500m from the coast, please ensure you notify us as marine guarantee will be required.

Please note, the customer is responsible for checking details are correct on the form prior to sign off. Orders are processed according to Prefix Systems terms and conditions. Prefix endeavour to meet planned delivery dates, but cannot be held responsible for delays due to unforeseen circumstances or third party errors. We cannot be held responsible for consequential loss.

For any additional information or special requirements, please email us direct to speed up your quote process.

Email or fax back to - E: opal@prefixsystems.co.uk F: 01792 580599. **Please note we aim to get all quotes back within 24 hours Monday to Friday**

Contact Name: \_\_\_\_\_  
 Company: \_\_\_\_\_  
 Address: \_\_\_\_\_  
 Postcode: \_\_\_\_\_  
**Site Postcode:**  
 This **MUST** be specified so we can perform accurate structural analysis  
 Tel: \_\_\_\_\_  
 Email: \_\_\_\_\_

Quote  Order   
 Requested Delivery Date:    /    /  
 Quote/Order Reference: \_\_\_\_\_  
 Signature: \_\_\_\_\_

**SLIDING OPTIONS**  
 View from the outside always

_____	_____	_____
Total number of leaves	Number of leaves sliding left	Number of leaves sliding right
Sliding on	Inside: <input type="checkbox"/> (std)	Outside: <input type="checkbox"/>

**DIMENSIONS (INC. CILL & ADD ONS)**

Overall Width(mm): \_\_\_\_\_  
 Overall Height(mm): \_\_\_\_\_  
 See reverse for key limits

**OUTER FRAME**

Standard   
 Internal upstand

**FRAME COLOUR**

External	Internal
White (gloss) <input type="checkbox"/>	White (gloss) <input type="checkbox"/>
Grey (matte) <input type="checkbox"/>	Grey (matte) <input type="checkbox"/>
Black (matte) <input type="checkbox"/>	Black (matte) <input type="checkbox"/>
Other _____	Other _____

**TRICKLE VENTS**

will be fitted into 42mm add on to head of frame

Required  Not required

Quantity: \_\_\_\_\_  
 positioned centrally unless otherwise stated

**CILL**

None  225mm   
 150mm  300mm   
 190mm   
 other cills available on request

**ADD ONS**

42mm

**GLAZING OPTIONS**

**Standard Glass Specification:**  
 28mm clear, toughened, low E, argon Filled, black warm edge spacer bar  
 6mm glass may be specified due to size of unit

Other (on request): \_\_\_\_\_ Glazed   
 Unglazed

**Different size glass is available on request. Please note, larger/thicker units may result in upgraded profile/hardware.**

**INTERLOCKING MULLION**

Standard 83mm   
 Slim 35mm

**HARDWARE**

**Main Handle**

'D' handle (std)   
 Lever Lever   
 Upgrade - blu™ Slide Handle   
 Upgrade - blu™ Lift & Slide   
 (only available with lift & slide upgrade)

**CYLINDER**

Standard   
 Upgrade - Ultion3\*

**UPGRADES**

Lift & slide   
 Soft close (only available with lift & slide upgrade)

**HARDWARE COLOUR**

Black (std)  Satin   
 White  Colour match

**OTHER**

Document Q? Yes  No   
 Lever handle only (lift & slide not available)  
 Required as kit form? Yes  No   
 Please note, we use Stainless Steel rollers as standard.

**MARINE GRADE**

**Please note** - If within 500m from the coast, please ensure you notify us as marine guarantee will be required.

Please note, the customer is responsible for checking details are correct on the form prior to sign off. Orders are processed according to Prefix Systems terms and conditions. Prefix endeavour to meet planned delivery dates, but cannot be held responsible for delays due to unforeseen circumstances or third party errors. We cannot be held responsible for consequential loss.

For any additional information or special requirements, please email us direct to speed up your quote process.

Email or fax back to - E: opal@prefixsystems.co.uk F: 01792 580599. **Please note we aim to get all quotes back within 24 hours Monday to Friday**

Contact Name: \_\_\_\_\_  
 Company: \_\_\_\_\_  
 Address: \_\_\_\_\_  
 Postcode: \_\_\_\_\_  
 Site Postcode: \_\_\_\_\_  
 Tel: \_\_\_\_\_  
 Email: \_\_\_\_\_

Quote  Order   
 Requested Delivery Date:    /    /  
 Quote/Order Reference: \_\_\_\_\_  
 Signature: \_\_\_\_\_

**DIMENSIONS (INC. CILL & ADD ONS)**

Overall Width(mm): \_\_\_\_\_ Overall Height (mm): \_\_\_\_\_  
 \_\_\_\_\_  
 Midrail height to centre: \_\_\_\_\_  
 (measured to bottom of cill - 850mm as standard)

**OPENING**

Open in  Open out   
 Hinged left  (viewed externally)  
 Hinged right

**CILL**

None  190mm   
 85mm  225mm   
 150mm  (std)

**FRAME COLOUR**

External	Internal
White (gloss) <input type="checkbox"/>	White (gloss) <input type="checkbox"/>
Grey (matte) <input type="checkbox"/>	Grey (matte) <input type="checkbox"/>
Black (matte) <input type="checkbox"/>	Black (matte) <input type="checkbox"/>
Other _____	Other _____

**TRICKLE VENTS**

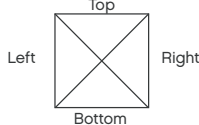
will be fitted into 42mm add on to head of frame

Required  Not required   
 Quantity: \_\_\_\_\_  
 positioned centrally unless otherwise stated

**DOOR RESTRICTORS**

Yes  No   
 Standard on open-out

**ADD ONS**

20mm  42mm   


**THRESHOLD**

Frame all round   
 Low ali

**GLAZING OPTIONS**

**Standard Glass Specification:**  
 28mm clear, toughened, low E, argon Filled, black warm edge spacer bar

Glazed   
 Unglazed   
 Obscure

Other (on request): \_\_\_\_\_  
 Different size glass is available on request. Please note, larger/thicker units may result in upgraded profile/hardware.

**LETTERBOX**

Yes  No   
 letterbox available on midrail option only

**MARINE GRADE**

If within 500m from the coast, please ensure you notify us as marine guarantee will be required.

**Please refer to entrance door brochure for panel options**

<b>HARDWARE</b>	<b>CYLINDER</b>
Standard Lever Lever <input type="checkbox"/>	Standard Upgrade - Ultion3* <input type="checkbox"/>
Standard 'T' pull bar <input type="checkbox"/>	Key, Key <input type="checkbox"/>
Upgrade - blu™ <input type="checkbox"/>	Key, Thumbturn <input type="checkbox"/>
Please refer to brochure for options and specify chosen hardware	Key, Key <input type="checkbox"/>
_____	Key, Thumbturn <input type="checkbox"/>
	<b>OTHER</b>
	Document Q? Yes <input type="checkbox"/> No <input type="checkbox"/>

Please note, the customer is responsible for checking details are correct on the form prior to sign off. Orders are processed according to Prefix Systems terms and conditions. Prefix endeavour to meet planned delivery dates, but cannot be held responsible for delays due to unforeseen circumstances or third party errors. We cannot be held responsible for consequential loss.

For any additional information or special requirements, please email us direct to speed up your quote process.

Email or fax back to - E: opal@prefixsystems.co.uk F: 01792 580599. **Please note we aim to get all quotes back within 24 hours Monday to Friday**

Contact Name: \_\_\_\_\_  
 Company: \_\_\_\_\_  
 Address: \_\_\_\_\_  
 \_\_\_\_\_  
 \_\_\_\_\_  
 Postcode: \_\_\_\_\_  
 Site Postcode: \_\_\_\_\_  
 Tel: \_\_\_\_\_  
 Email: \_\_\_\_\_

Quote  Order   
 Requested Delivery Date:    /    /  
 Quote/Order Reference: \_\_\_\_\_  
 Signature: \_\_\_\_\_

**DOOR STYLE**

Modern       Traditional       Cottage

Door name: \_\_\_\_\_

**DIMENSIONS**

max. 1200 x 2200mm

Width: \_\_\_\_\_mm  
 \_\_\_\_\_mm

Height: \_\_\_\_\_mm  
 \_\_\_\_\_mm

COLOURS OUTSIDE	COLOURS INSIDE
Door: _____ M.S.G	Door: _____ M.S.G
Frame: _____ M.S.G	Frame: _____ M.S.G
Weather bar: Silver <input type="checkbox"/> Black <input type="checkbox"/> White <input type="checkbox"/>	Colour Finishes - <b>Matte, Satin or Gloss</b> (Please circle)

**LOCK TYPE & COLOUR**

Cylinder <input type="checkbox"/>	Stainless Steel <input type="checkbox"/>	Graphite <input type="checkbox"/>
Cylinder with thumbturn <input type="checkbox"/>	Chrome <input type="checkbox"/>	Gold <input type="checkbox"/>

**LOCK MECHANISM**

\_\_\_\_\_

**HANDLE OUTSIDE**

\_\_\_\_\_

Length (if pull handle) \_\_\_\_\_mm

**HANDLE INSIDE**

\_\_\_\_\_

Length (if pull handle) \_\_\_\_\_mm

**HARDWARE**

Letterbox: \_\_\_\_\_

Knocker: \_\_\_\_\_

Glazing: \_\_\_\_\_

**OPTIONS**

Hinge side:    Left                       Right

Hinge colour:    Black                       White

To match frame colour

Add ons:    Yes     No     Hinge side     Both jambs

Threshold profile:    Standard     Low ali

Standard width     Full width

**SKETCH DOOR**

View from outside

Please refer to our Opal Opulence guide document to assist with options available.

All doors viewed from the outside. Only available as an open in option.

**Please note** - If 500m from the coast, please ensure you notify us as marine coating will be required.

Email or fax back to - **E:** opal@prefixsystems.co.uk **F:** 01792 580599. **Please note we aim to get all quotes back within 24 hours Monday to Friday**